

# **SAFETY SIGN CATALOGUE**

**Standard sizes are indicated - please advise if you have special size requirements.**

**Stickers are available on the following materials:**

- Gloss**
- Matte**
- Reflective**

**Clear laminate can be added for extra protection from environmental factors.**


**If the stickers you require are not in this booklet, let us know and we can design them to your specifications.**

**PPE01** 90x125



**FOOT  
PROTECTION  
MUST BE WORN**

**PPE02** 90x125



**SEAT BELTS  
MUST BE WORN**

**PPE03** 90x125



**DUST MASK  
MUST BE WORN**

**PPE04** 90x125



**HEARING  
PROTECTION  
MUST BE WORN**

**PPE05** 90x125



**EYE  
PROTECTION  
MUST BE WORN**

**PPE06** 90x125



**FACE SHIELD  
MUST BE WORN**

**PPE07** 90x125



**HALF MASK  
RESPIRATOR  
MUST BE WORN**

**PPE08** 90x125



**HEAD  
PROTECTION  
MUST BE WORN**

**PPE09** 90x125



**HAND  
PROTECTION  
MUST BE WORN**

**PPE10** 90x125



**HAIR  
PROTECTION  
MUST BE WORN**

**PPE11** 90x125



**SAFETY VEST  
MUST BE WORN**

**PPE12** 90x125



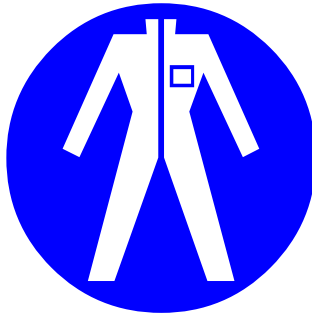
**SAFETY  
HARNESS  
MUST BE WORN**

**PPE13** 90x125



**RESPIRATOR  
MUST BE WORN**

**PPE14** 90x125



**PROTECTIVE  
CLOTHING  
MUST BE WORN**

DAN01 125x90



DAN02 125x90



DAN03 125x90



DAN04 125x90



DAN05 125x90



DAN06 125x90



DAN07 125x90



DAN08 125x90



DAN09 125x90



DAN10 125x90



DAN11 125x90



DAN12 125x90



DAN13 220X150



DAN14 220X150



DAN15 180X60



DAN16 100X60



DAN17

250x150



DAN18

250x150



DAN19

250x100



DAN20

250x100



DAN21

250x130



DAN22

250x130



CAU01 90x125



CAU02 90x125



CAU03 90x125



CAU04 90x125



CAU05 90x125



CAU06 90x125



CAU07 90x125



CAU08 125x90



CAU09 260x170



CAU10 100X60



CAU11 220X150



220x150

CAU12 250x60



CAU13 300X100





**FIRE01** 90X125



**FIRE02** 90X125



**FIRE03** 90X125



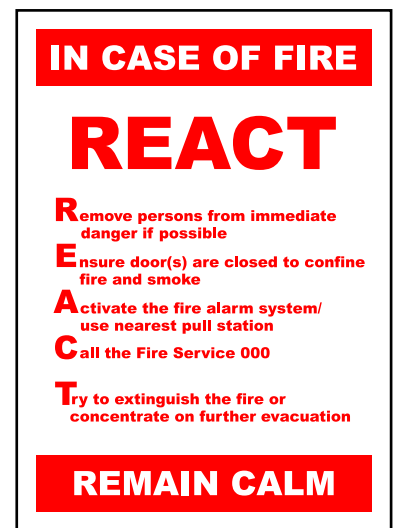
**FIRE04** 110X110



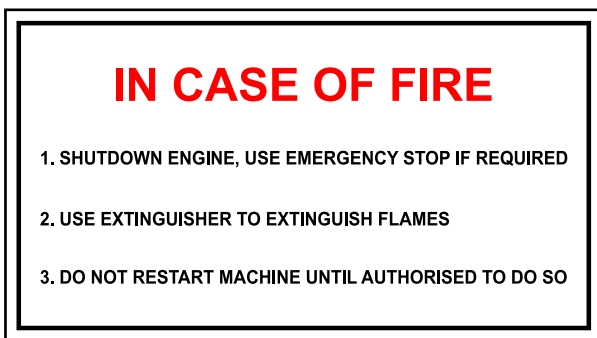
**FIRE05** 90X125



**FIRE06** 90X125



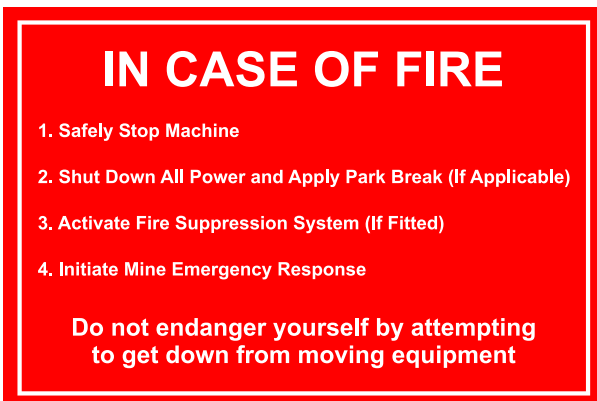
**FIRE07** 135X75



**FIRE08** 150X200



**FIRE09** 150X100



# **IN CASE OF FIRE**

- **ISOLATE POWER SUPPLY AT EMERGENCY STOP**
- **INITIATE THE EMERGENCY PROCEDURES**  
**CONTACT:**
- **IF SAFE TO DO SO, EXTINGUISH FIRE WITH APPROVED FIRE EXTINGUISHER**

**IMPORTANT: DO NOT USE WATER UNDER ANY CIRCUMSTANCES**

**ESTOP01** 90X125



**ESTOP02** 200x85



**ESTOP03** 80X40



**ESTOP04** 60X60



**ESTOP05** 150X150



# ELECTRIC SHOCK

## Rescue and Resuscitation

### DANGER

Electric shock may stun the victim and stop his or her breathing.

Always check for danger to:

- Yourself - Bystanders - The Victim

**HIGH VOLTAGE:** Wait until power is turned off.

**LOW VOLTAGE:** Immediately turn off the power.

If this is not practicable, pull or push the casualty clear of the electrical contact using material such as wood, rope, clothing, plastic or rubber. Do not use metal or anything moist.

### RESPONSE

1. Check response to "Talk" & "Touch":  
i.e. "are you alright?", "Squeeze my hand!"
2. If no response, call help, e.g. **Dial 000**

### AIRWAY

1. Check Airway:-

If blocked: roll on side & clear

If clear: Open as follows:-

(Adults & Children)

Gently tilt the victims head backwards

(Infants & Small Children)

Move the head "In line with the body"

2. Check for Signs of Life, e.g. not breathing normally, not responsive, no movement.

### BREATHING

1. Check for "normal breathing" by looking, listening and feeling for chest and abdominal movement.
2. If not breathing "normally" give 2 initial breaths and 30 chest compressions followed by 2 breaths

### COMPRESSIONS

1. Position the heel of one hand in the middle of the victims chest (between the nipples) & grasp the wrist with the other hand.
2. Depress the chest 30 times to a depth of 1/3 depth and compress at a rate of 100/min (almost 2/sec)
3. Continue 30 compressions followed by 2 breaths until qualified help arrives or signs of life return.
4. **DO NOT STOP** until qualified personnel arrive or signs of life return.

### DEFIBRILLATION

Attach AED (Defibrillator) ASAP & follow prompts/instructions if available

### IMPORTANT

Continue CPR until trained help arrives or breathing & pulse returns



### PREPARING FOR RESCUE BREATHS IF NOT BREATHING NORMALLY



1. Tilt head backwards
2. Lift the jaw
3. Seal victims nostrils & give 2 breaths into mouth (enough to see chest gently rise & fall).

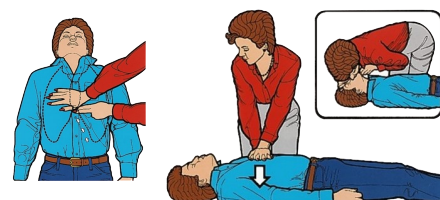
### RESCUE BREATHING POSITION



### CHECK PULSE



### COMPRESSION POSITION



**FAID01** 80x80



**FAID02** 80x120



**FAID04** 250X100



**FAID05** 250X100



**NO01** 90x125



**NO02** 90x125



**NO03** 90x125



**NO04** 90x125



**NO05** 90x125



**NO06** 90x125



**NO07** 90x125



**NO08** 90x125



**NO09** 90x125



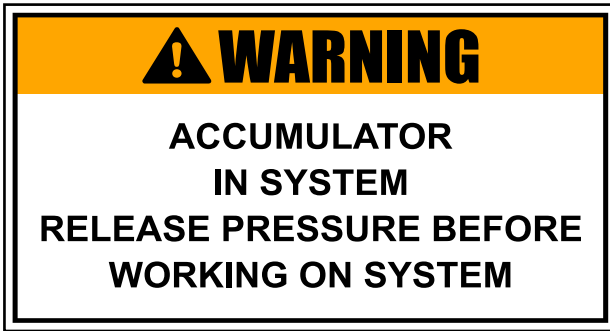
**NO10** 90x125



**NO11** 90x125



WAR01 150X80



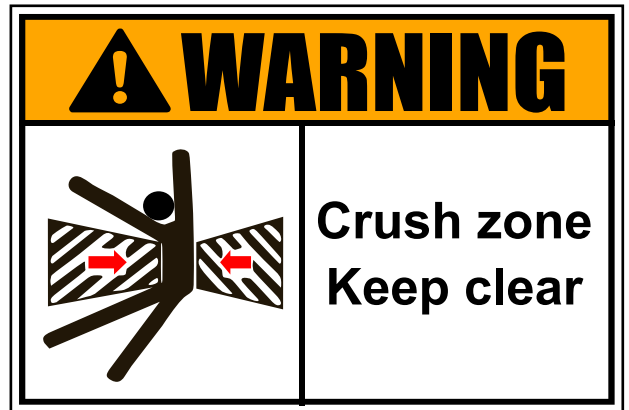
WAR02 150X80



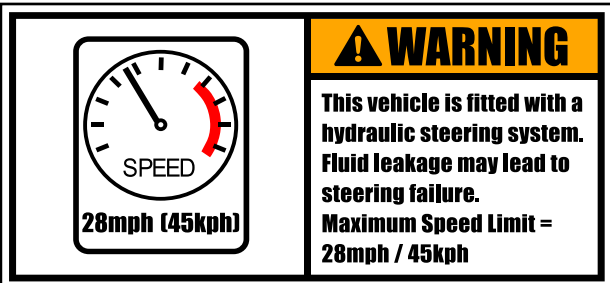
WAR03 150X60



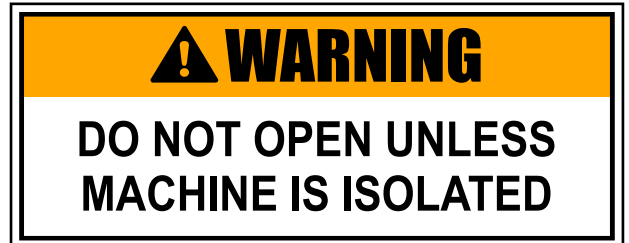
WAR04 150X100



WAR05 150X70



WAR06 150X60

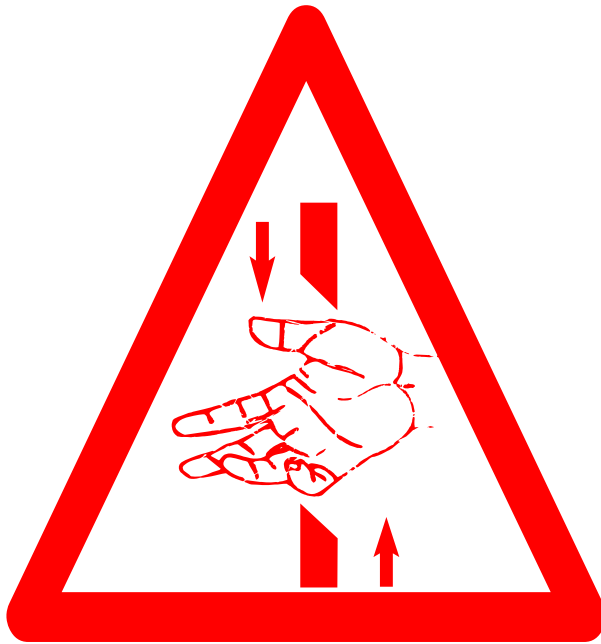


WAR07 210X90





**WAR08** 250X150



## **WARNING**

**NEVER ALLOW HANDS NEAR THE CONCRETE VALVE. DANGER OF BRUISES AND CUTTING.**

**ATOP THE DRIVING ENGINE/MOTOR AND RELEASE ACCUMULATOR PRESSURE (WHERE FITTED) BEFORE CLEANING/SERVICING CONCRETE VALVE ASSY.**

**WAR09** 300X45



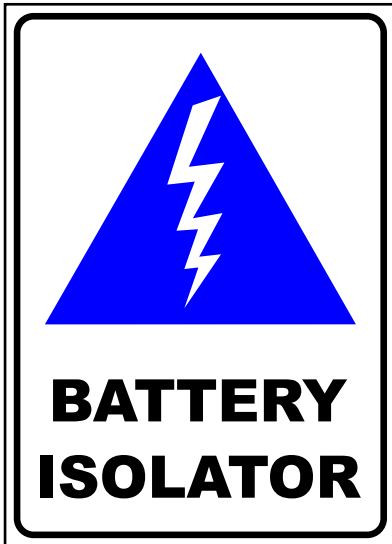
**WARNING**

**RECESSED LIGHTS HAVE BEEN INSTALLED IN THIS ROOF SPACE. TO REDUCE THE RISK OF FIRE DO NOT COVER THE LIGHT FITTINGS WITH THERMAL INSULATION OR ANY OTHER MATERIAL UNLESS IN ACCORDANCE WITH INSTRUCTIONS PROVIDED BY THE LIGHT FITTING OR BARRIER MANUFACTURER**

**WAR10** 90X90

**WARNING**  
**DO NOT**  
**DUMP**  
**AIR**

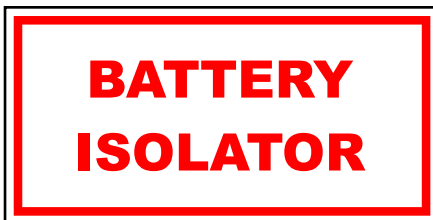
**BATT01** 90X125



**BATT02** 90X100



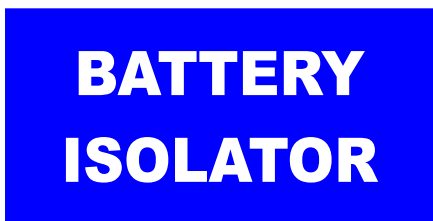
**BATT03** 150X75



**BATT04** 100X50



**BATT05** 100X50



**BATT06** 150X20




**BATT07** 90X100



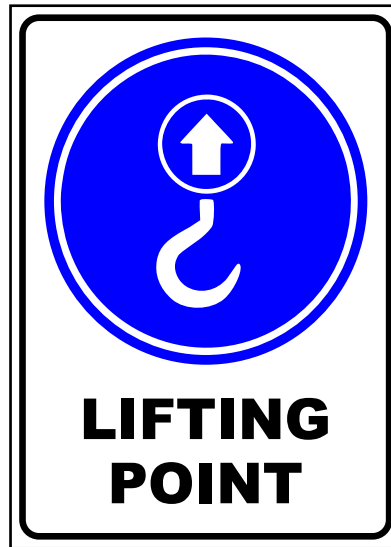
**BATT08** 100X50



TOW01 90X125



TOW02 90X125



TOW03 40X40




TOW04 150X20



ELEC01 100X75




ELEC02 80X50



ELEC03 80X50



ELEC04 100X100

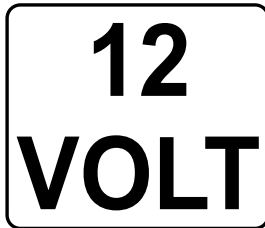


100x100

ELEC05 100X50



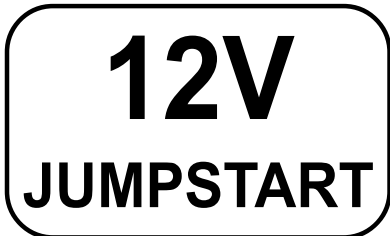
ELEC06 35X30



ELEC07 35X30



ELEC08 50X30



ELEC09 50X30



**FUEL01** 280X50

**UNLEADED FUEL ONLY**

**FUEL02** 280X50

**PETROL**

**FUEL03** 280X50

**DIESEL**

**FUEL04** 280X50

**HYD OIL**

**DIS01** 90X125



**DIS02** 90X125



**DIS03** 90X125



90x125

**RROOM01** 90X125



90x125

**EPOINT01**



**450x300 OR 600x450 on metal backing OR sticker**

EXIT01 100x30



EXIT02 150x25



EXIT03 300x30



EXIT04 115x85




EXIT05 150x80




EXIT06 100x75



EXIT07 160x80



EXIT08 160x80



EXIT09 250x45

